
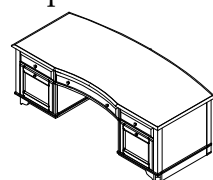
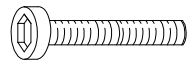



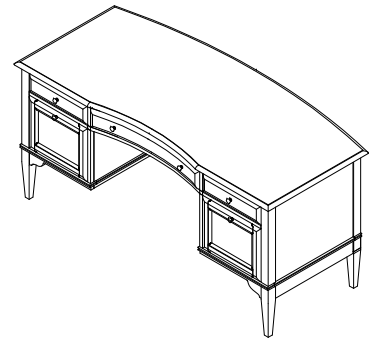


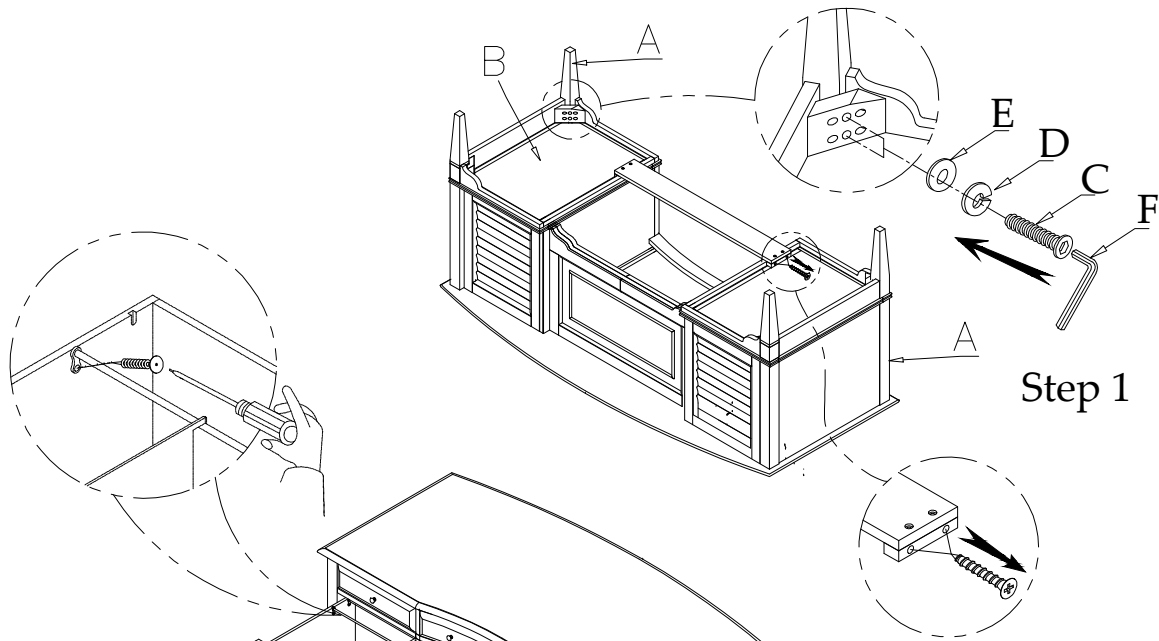
Components and Hardware List

| | | | |
|--|---|---|--|
| <p>Leg</p>  <p>(A) 4 pcs.</p> | <p>Table Top</p>  <p>(B) 1 pc.</p> | <p>M5/16"-18 x 2-1/4" Long Allen Head Bolt</p>  <p>(C) 8 pcs.</p> | |
| <p>5/16" Spring Washer</p>  <p>(D) 8 pcs.</p> | <p>5/16" x 19 x 2mm Flat Washer</p>  <p>(E) 8 pcs.</p> | <p>5mm Allen Wrench</p>  <p>(F) 1 pc.</p> | |



#59422/59522
Writing Desk

Be sure to check all packing material carefully for small parts, which may have come loose inside the carton during shipment.



Step 1

Remove the shipping
brace by removing 4
screws as shown.
Discard the rail.

The bottom drawer is equipped
with hardware which can be used
to allow letter or legal size hanging file
folders to be used.

Adjustable leveler
4Pcs

