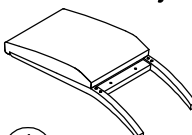
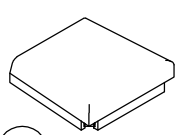
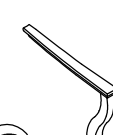
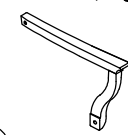



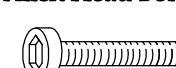


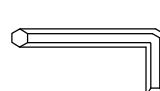




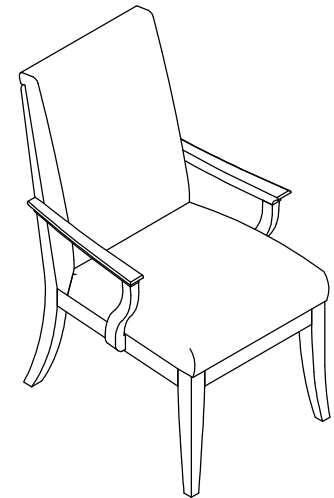


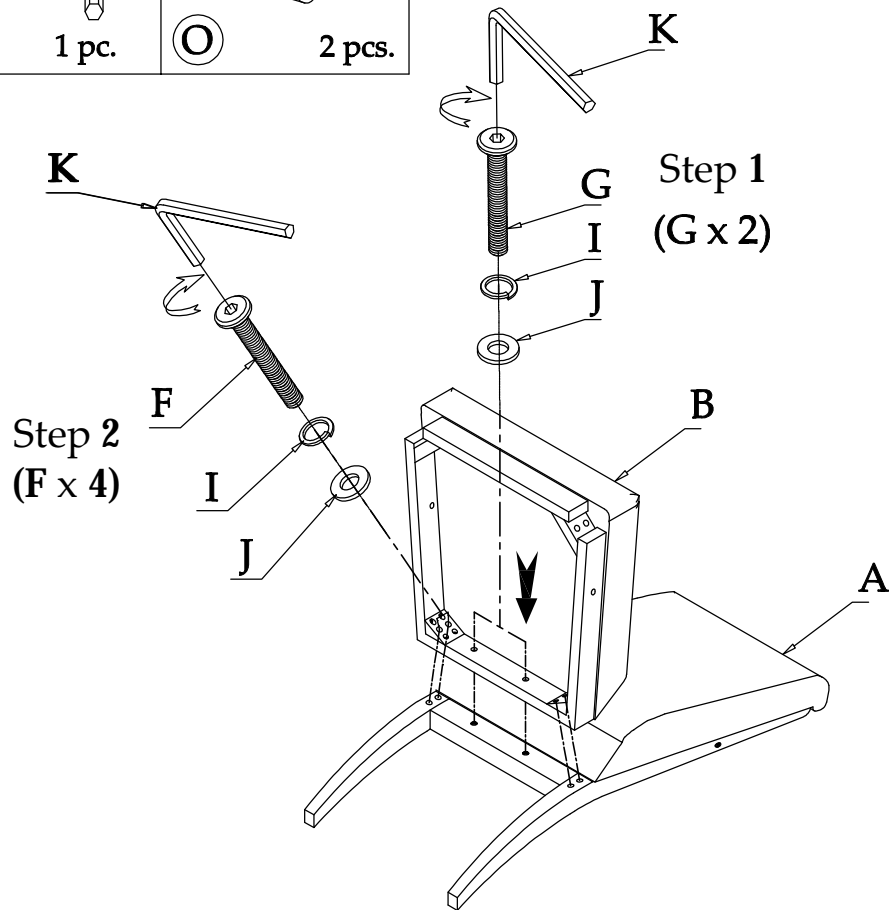
Components and Hardware List (for one chair)

Back Assembly	Chair Seat	Arm Chair (Left)	Arm Chair (Right)
 A 1 pc.	 B 1 pc.	 C 1 pc.	 D 1 pc.
Front Leg  E 2 pcs.	M5/16"-18 x 3-1/8" Allen Head Bolt  F 4 pcs.	M 5/16"-18 x 1-3/4" Allen Head Bolt  G 4 pcs.	M 5/16"-18 x 2-1/8" Allen Head Bolt  H 4 pcs.
5/16" Spring Washer  I 12 pcs.	5/16" x 19 x 2mm Flat Washer  J 12 pcs.	5mm Allen Key  K 1 pc.	M 1/4"-20 x 1-1/2" Allen Head Bolt  L 2 pcs.
1/4" x 12 x 2mm Flat Washer  M 2 pcs.	4mm Allen Key  N 1 pc.	Wood Plug ø13*10  O 2 pcs.	

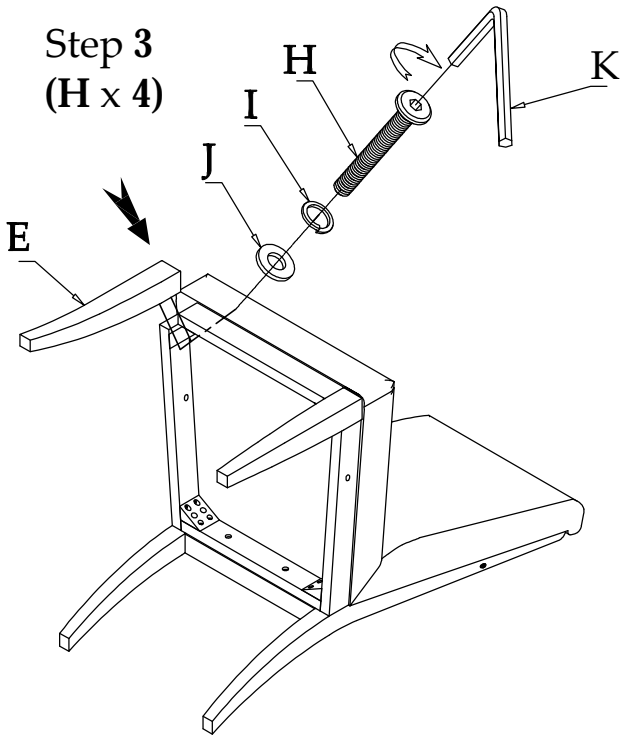


#50355
UPH Arm Chair 2in

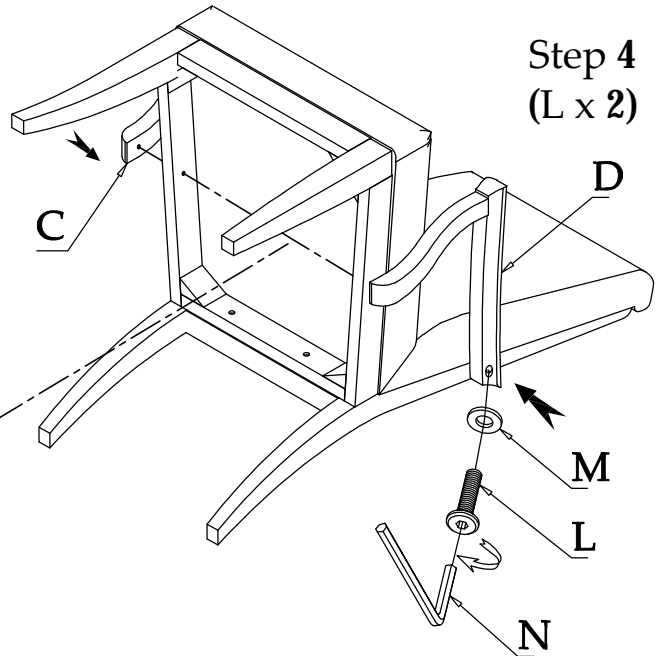
Be sure to check all packing material carefully for small parts, which may have come loose inside the carton during shipment.



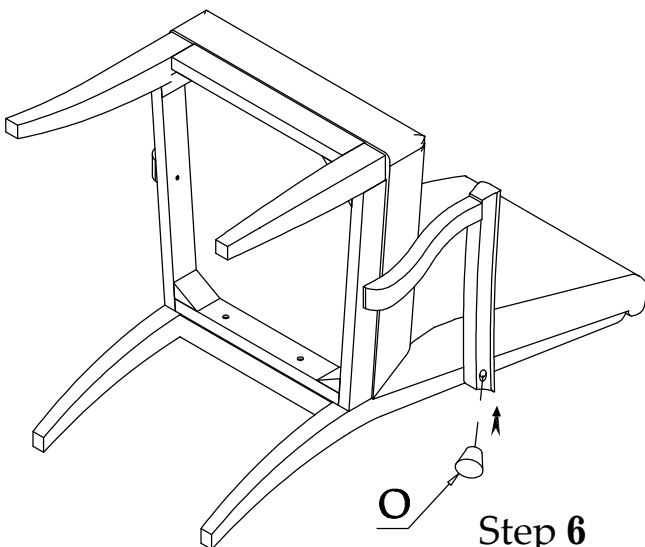
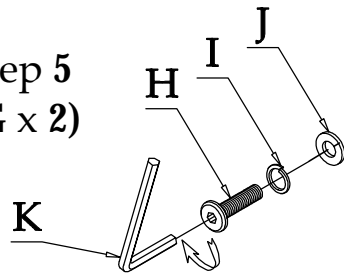
Step 3
(H x 4)



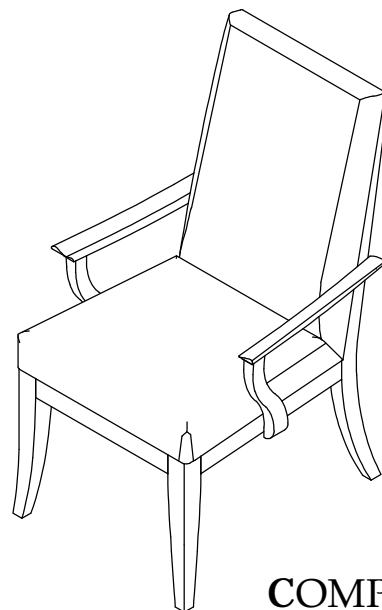
Step 4
(L x 2)



Step 5
(G x 2)



Step 6
(O x 2)



COMPLETE