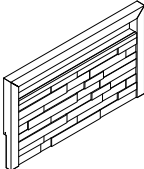
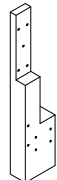
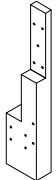
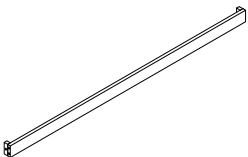







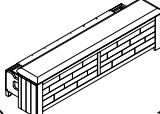



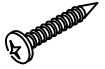
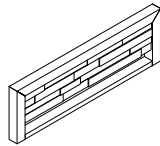
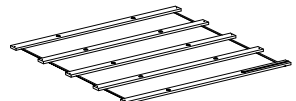


Warning :

- Be sure to check all packing material carefully for small parts, which may have come loose inside the carton during shipment.
- To prevent possible scratches and damage, this furniture **MUST BE ASSEMBLED BY TWO PEOPLE** on a soft surface such as a blanket or carpet.

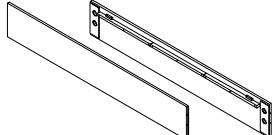





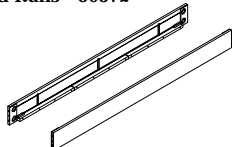





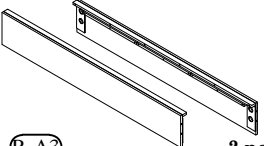





Hardware and Parts packed with the Headboard

<p>King Panel Headboard - 39380</p>  <p>(H-A) 1 pc.</p>	<p>Headboard Post Left</p>  <p>(H-B) 1 pc.</p>	<p>Headboard Post Right</p>  <p>(H-C) 1 pc.</p>	<p>Headboard Stretcher</p>  <p>(H-D) 1 pc.</p>	
<p>Allen Head Bolt Ø5/16"-18 x 1-9/16"</p>  <p>(H-E) 2 pcs.</p>	<p>Allen Head Bolt Ø5/16"-18 x 2"</p>  <p>(H-F) 10 pcs.</p>	<p>Spring Washer Ø5/16"</p>  <p>(H-G) 12 pcs.</p>	<p>Flat Washer Ø5/16" x Ø19mm</p>  <p>(H-H) 12 pcs.</p>	<p>Allen key 4mm</p>  <p>(H-I) 1 pc.</p>

Hardware and Parts packed with the Footboard

<p>King Storage Footboard - 39387</p>  <p>(F-A1) 1 pc.</p>	<p>Slats 76-7/8"</p>  <p>(F-B) 1 set.</p>	<p>Center Slats Support</p>  <p>(F-B1) 1 pc.</p>	<p>Support leg 1-1/4" x 1-1/4" x 12"</p>  <p>(F-C) 5 pcs.</p>	<p>Screw Ø4 x 1 - 3/16"</p>  <p>(F-D) 26 pcs.</p>
<p>King Panel Footboard - 39381</p>  <p>(F-A2) 1 pc.</p>	<p>Slats 76-7/8"</p>  <p>(F-B) 1 set.</p>	<p>Support leg 1-1/4" x 1-1/4" x 6-1/4"</p>  <p>(F-C) 10 pcs.</p>	<p>Screw Ø4 x 1 - 3/16"</p>  <p>(F-D) 10 pcs.</p>	

Hardware and Parts packed with the Bed Rails

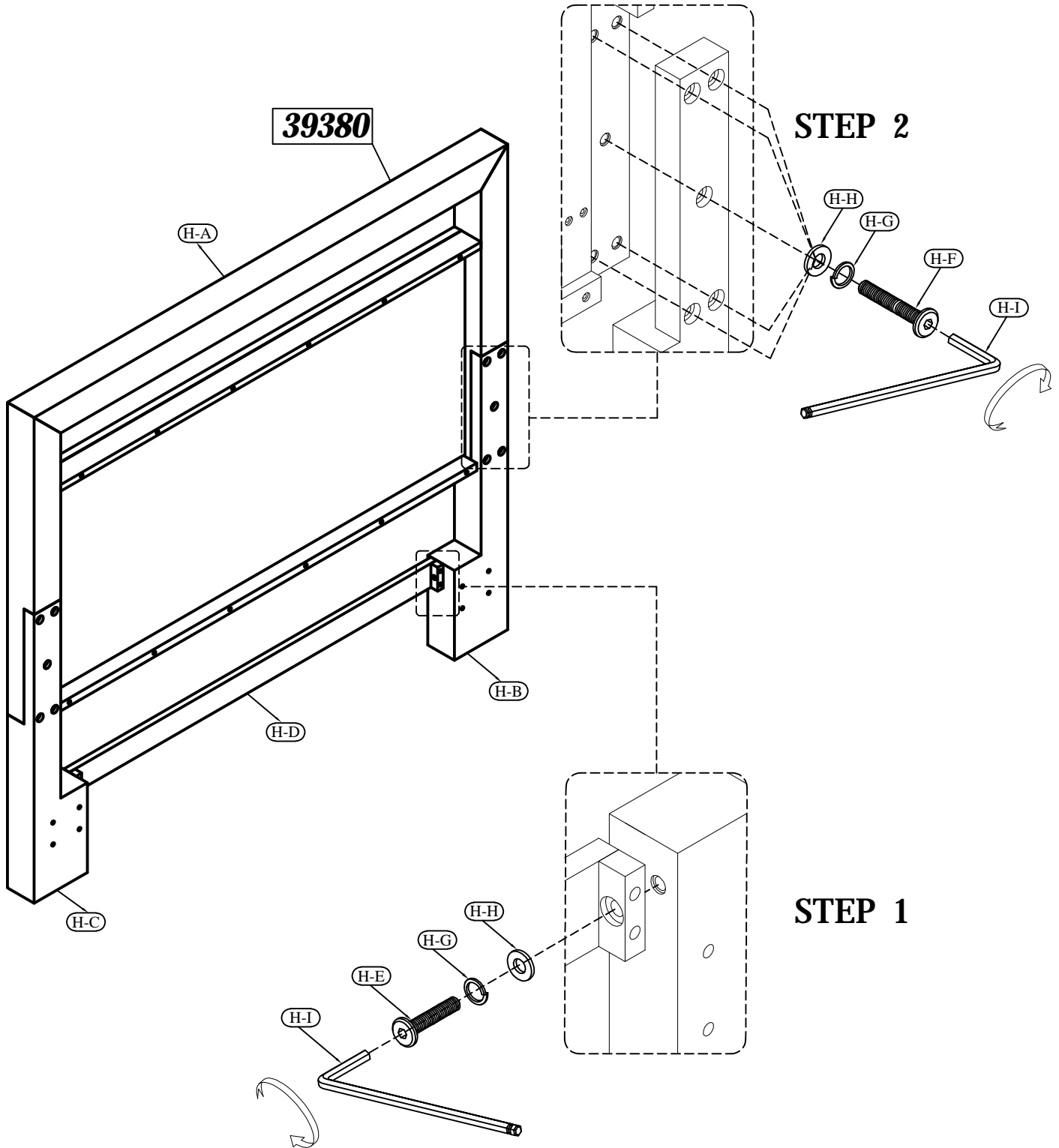
<p>Storage Bed Rails - 39376</p>  <p>(R-A1) 2 pcs.</p>	<p>Curved Washer Ø5/16"</p>  <p>(R-B) 8 pcs.</p>	<p>Spring Washer Ø5/16"</p>  <p>(R-C) 8 pcs.</p>	<p>Nut Ø5/16" x 12mm</p>  <p>(R-D) 8 pcs.</p>	<p>All - Thread Bolt Ø5/16"-18 x 3-5/32"</p>  <p>(R-E) 8 pcs.</p>	<p>Open Wrench 12 mm</p>  <p>(R-F) 1 pc.</p>
<p>Bed Rails - 39372</p>  <p>(R-A2) 2 pcs.</p>	<p>Curved Washer Ø5/16"</p>  <p>(R-B) 8 pcs.</p>	<p>Spring Washer Ø5/16"</p>  <p>(R-C) 8 pcs.</p>	<p>Nut Ø5/16" x 12mm</p>  <p>(R-D) 8 pcs.</p>	<p>All - Thread Bolt Ø5/16"-18 x 3-5/32"</p>  <p>(R-E) 8 pcs.</p>	<p>Open Wrench 12 mm</p>  <p>(R-F) 1 pc.</p>
<p>Cal King Side Rails - 39386</p>  <p>(R-A3) 2 pcs.</p>	<p>Curved Washer Ø5/16"</p>  <p>(R-B) 8 pcs.</p>	<p>Spring Washer Ø5/16"</p>  <p>(R-C) 8 pcs.</p>	<p>Nut Ø5/16" x 12mm</p>  <p>(R-D) 8 pcs.</p>	<p>All - Thread Bolt Ø5/16"-18 x 3-5/32"</p>  <p>(R-E) 8 pcs.</p>	<p>Open Wrench 12 mm</p>  <p>(R-F) 1 pc.</p>

6/6 Eastern King Bed

39380 -- 6/0-6/6 Panel Headboard
 39380 -- 6/0-6/6 Panel Headboard
 39380 -- 6/0-6/6 Panel Headboard
39381 -- 6/6 Panel Footboard
 39387 -- 6/6 UPH Bench Storage FB
 39387 -- 6/6 UPH Bench Storage FB
39372 -- 5/0-6/6 Bed Rails
 39376 -- 5/0-6/6 Storage Side Rails
 39386 -- 6/0 Storage Side Rails

6/0 King Bed

39380 -- 6/0-6/6 Panel Headboard

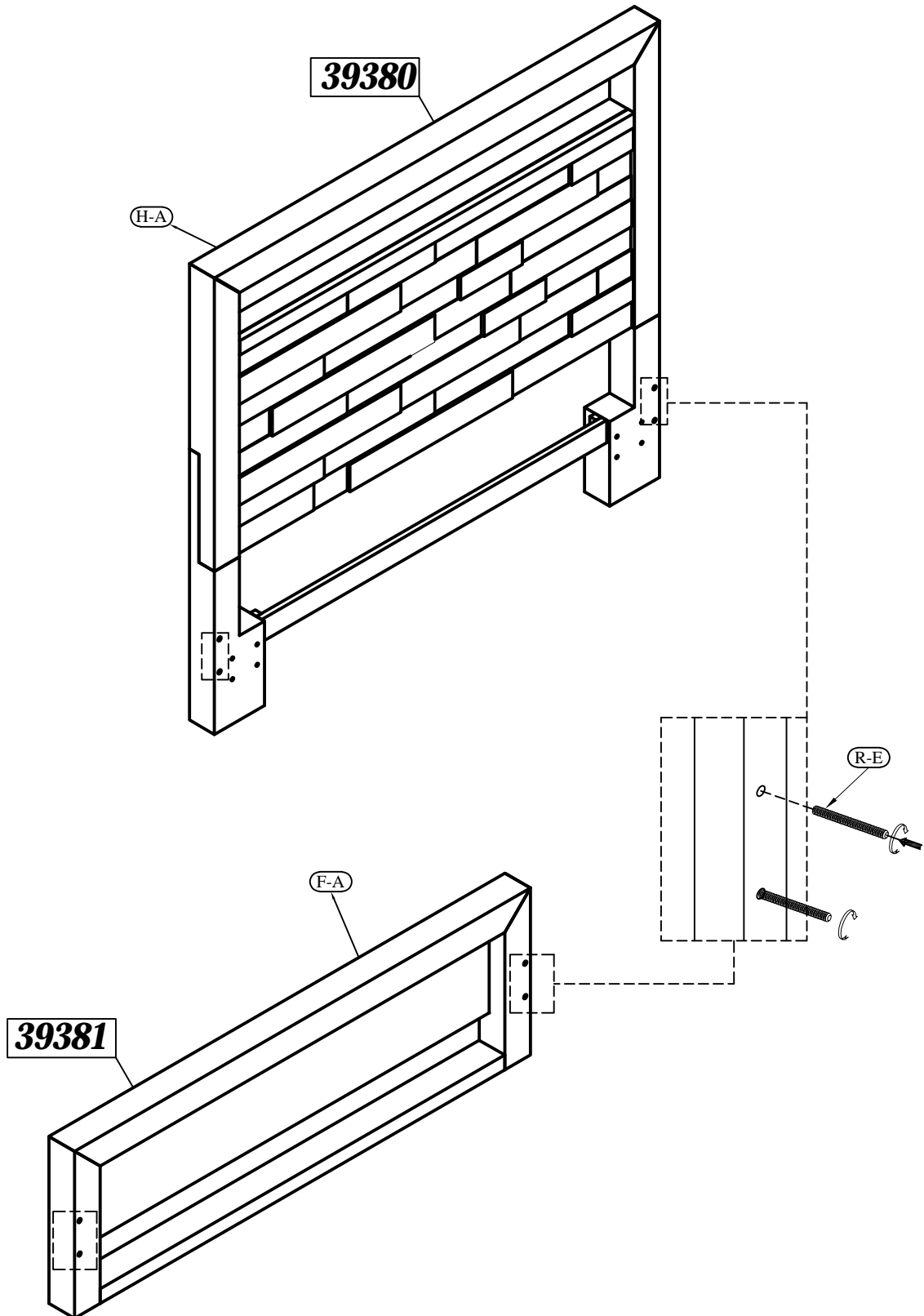


6/0 King Bed

39380 -- 6/0-6/6 Panel Headboard

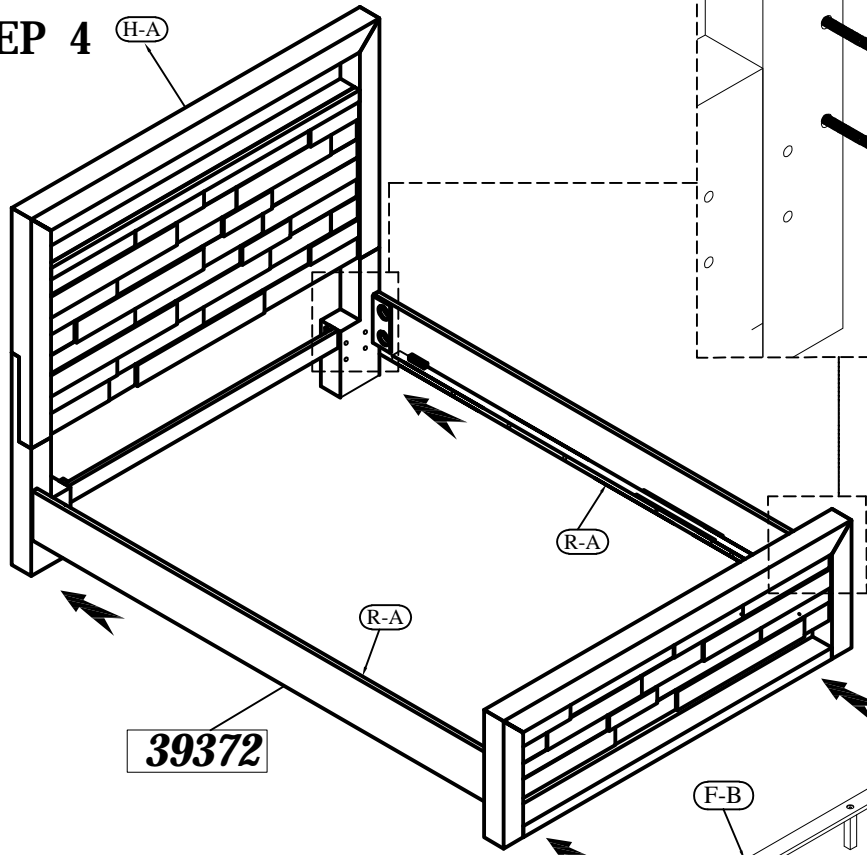
39381 -- 6/6 Panel Footboard

STEP 3



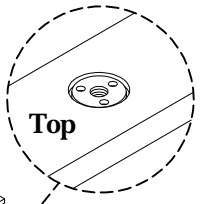
STEP 4

H-A



39372

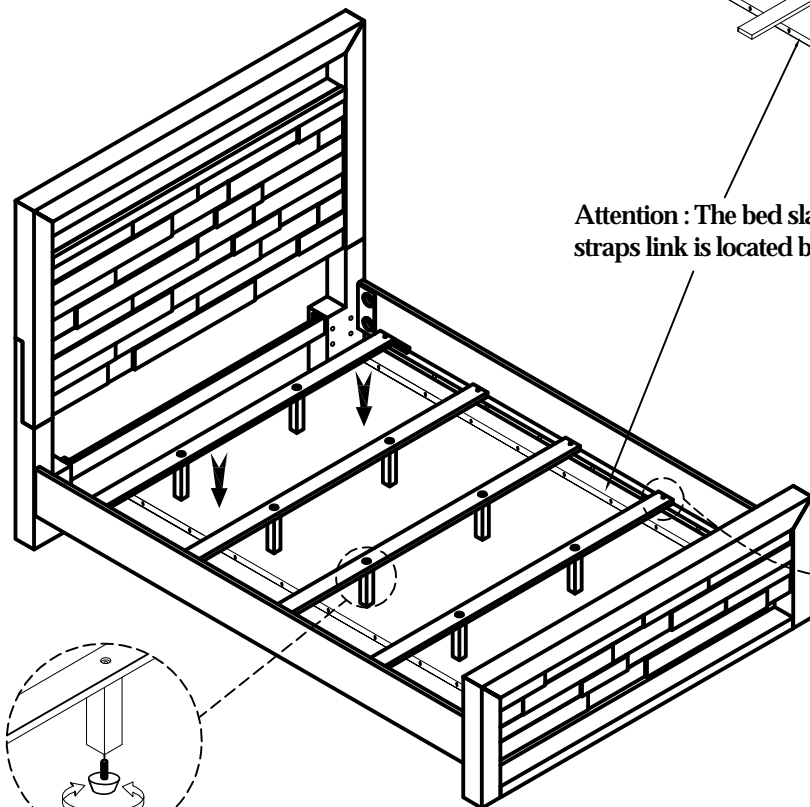
STEP 5



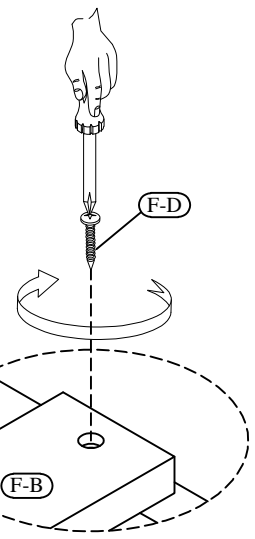
F-B

F-C

Attention : The bed slat straps link is located below



Adjustable Leveler



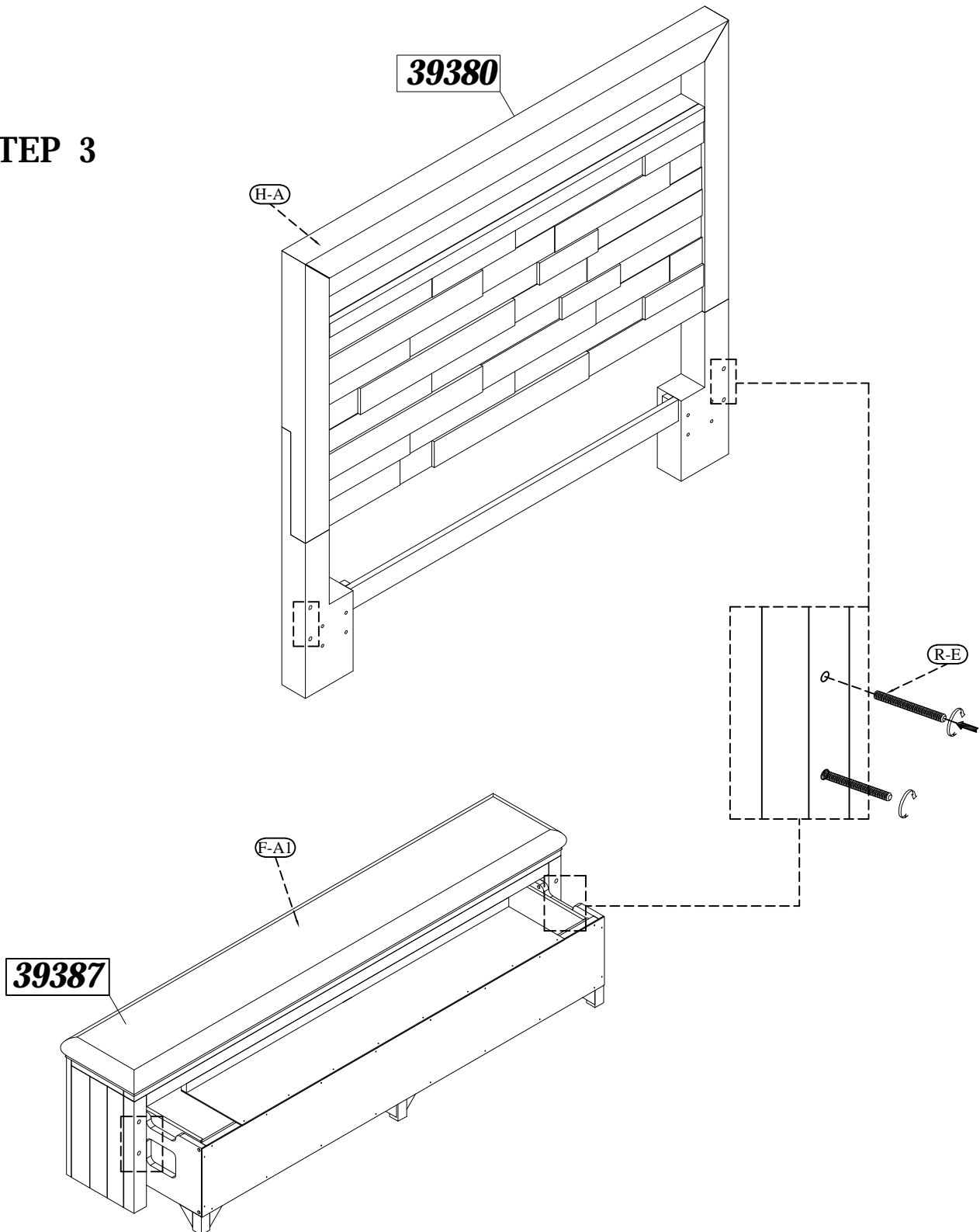
STEP 6

6/6 Eastern King Bed

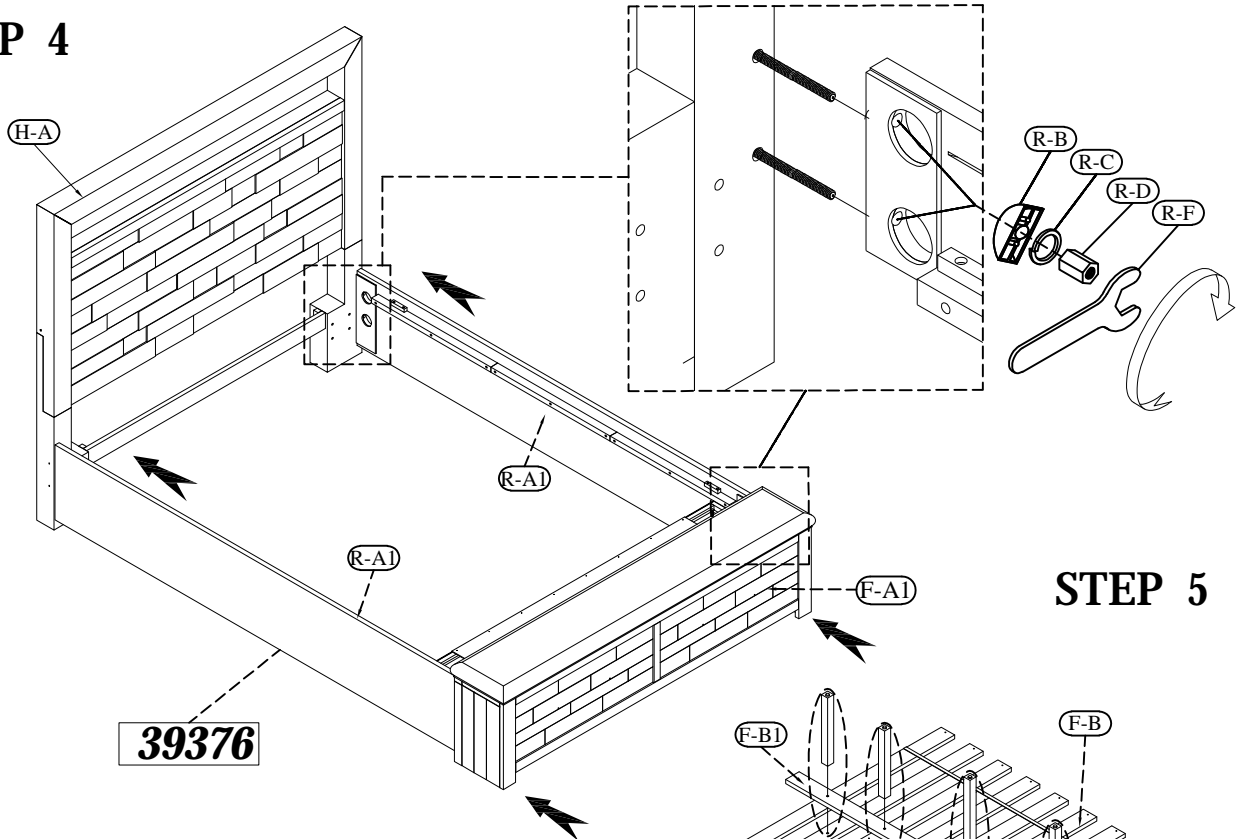
39380 -- 6/0-6/6 Panel Headboard

39387 -- 6/6 UPH Bench Storage FB

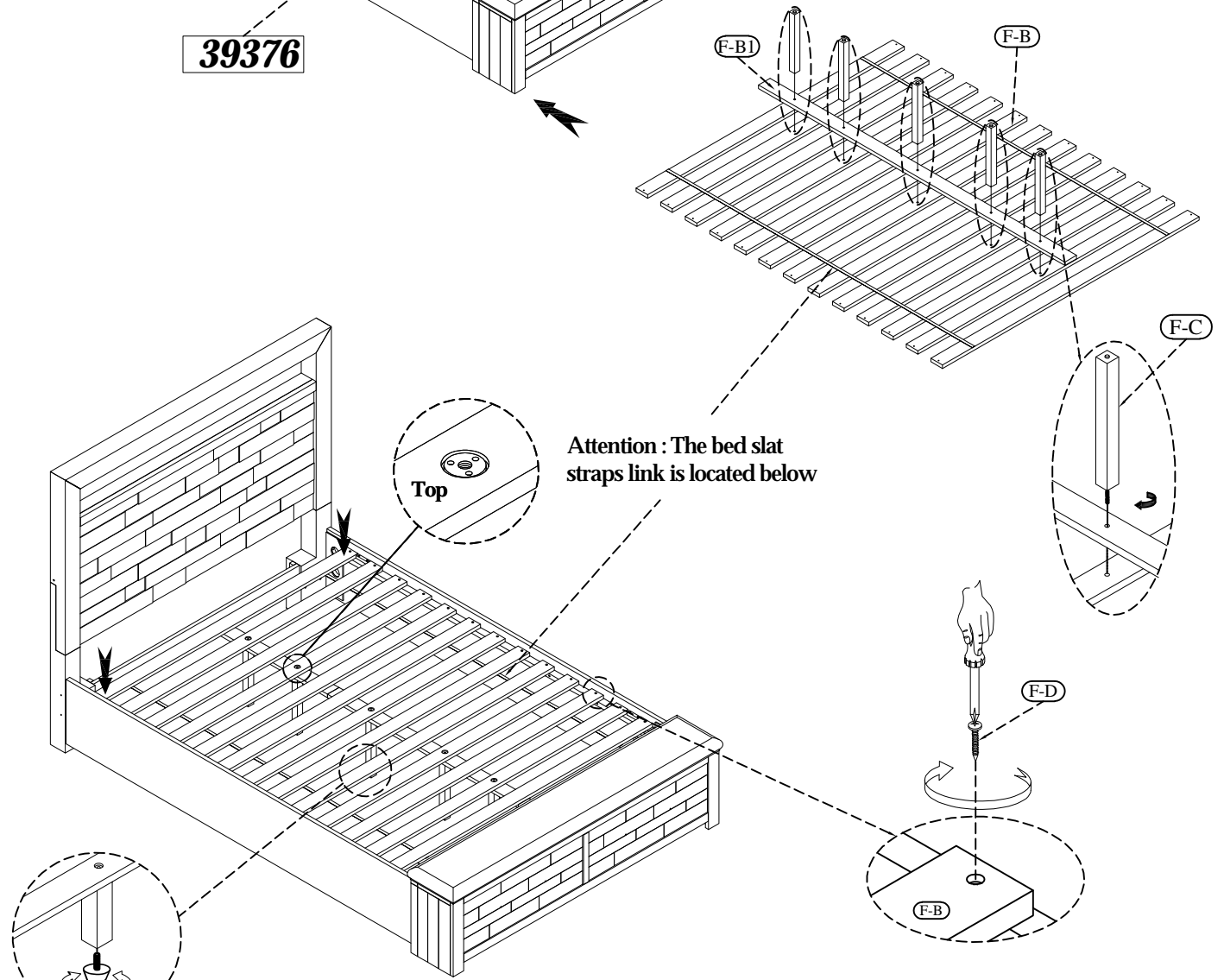
STEP 3



STEP 4



STEP 5



STEP 6

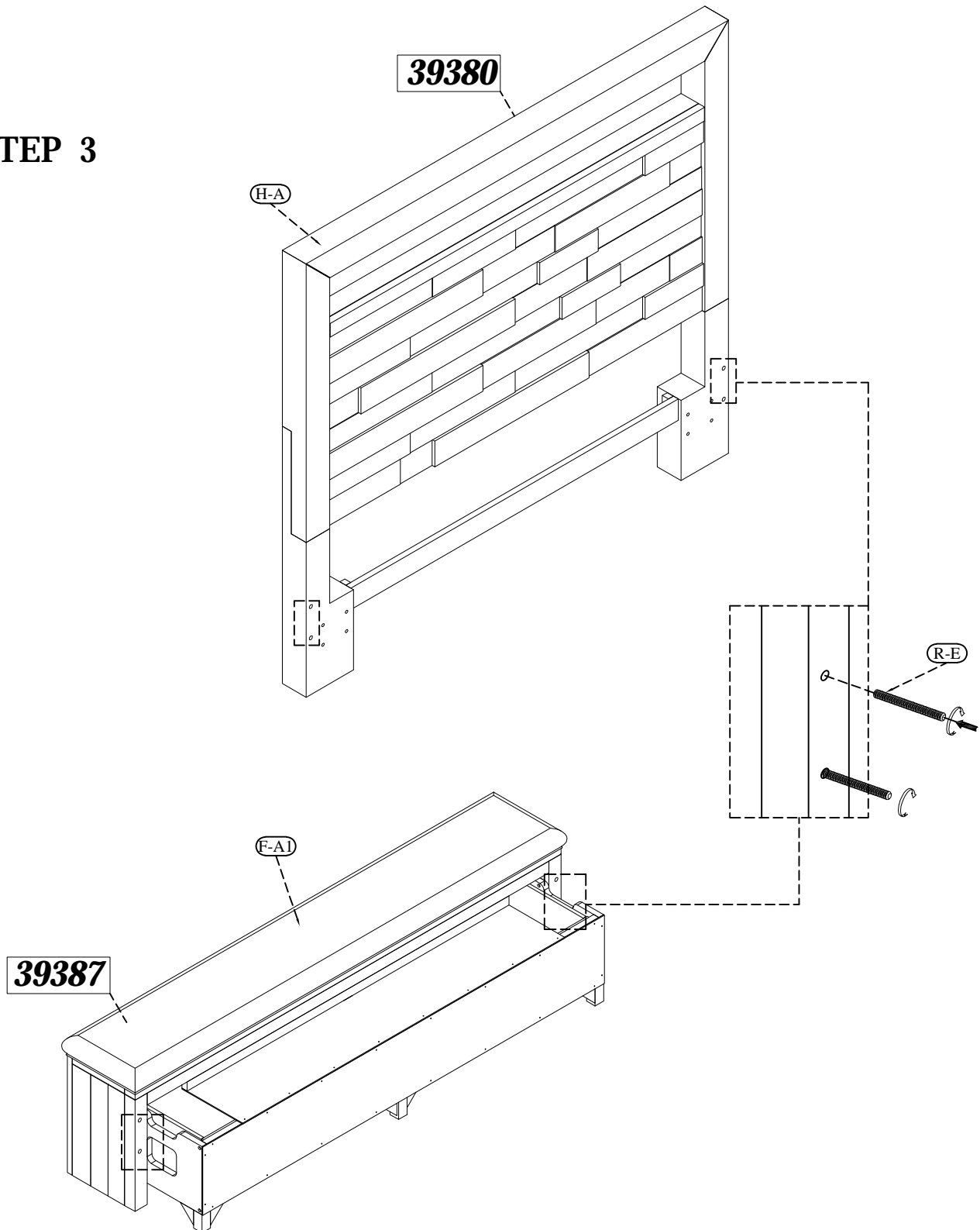
Adjustable Leveler

6/6 Eastern King Bed

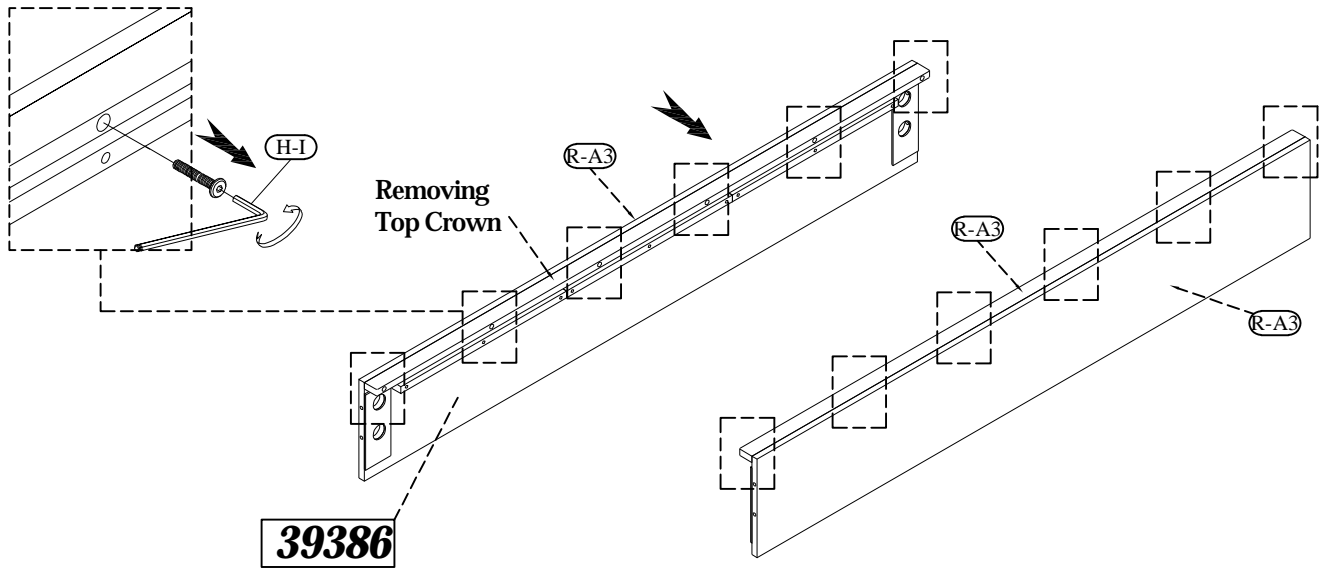
39380 -- 6/0-6/6 Panel Headboard

39387 -- 6/6 UPH Bench Storage FB

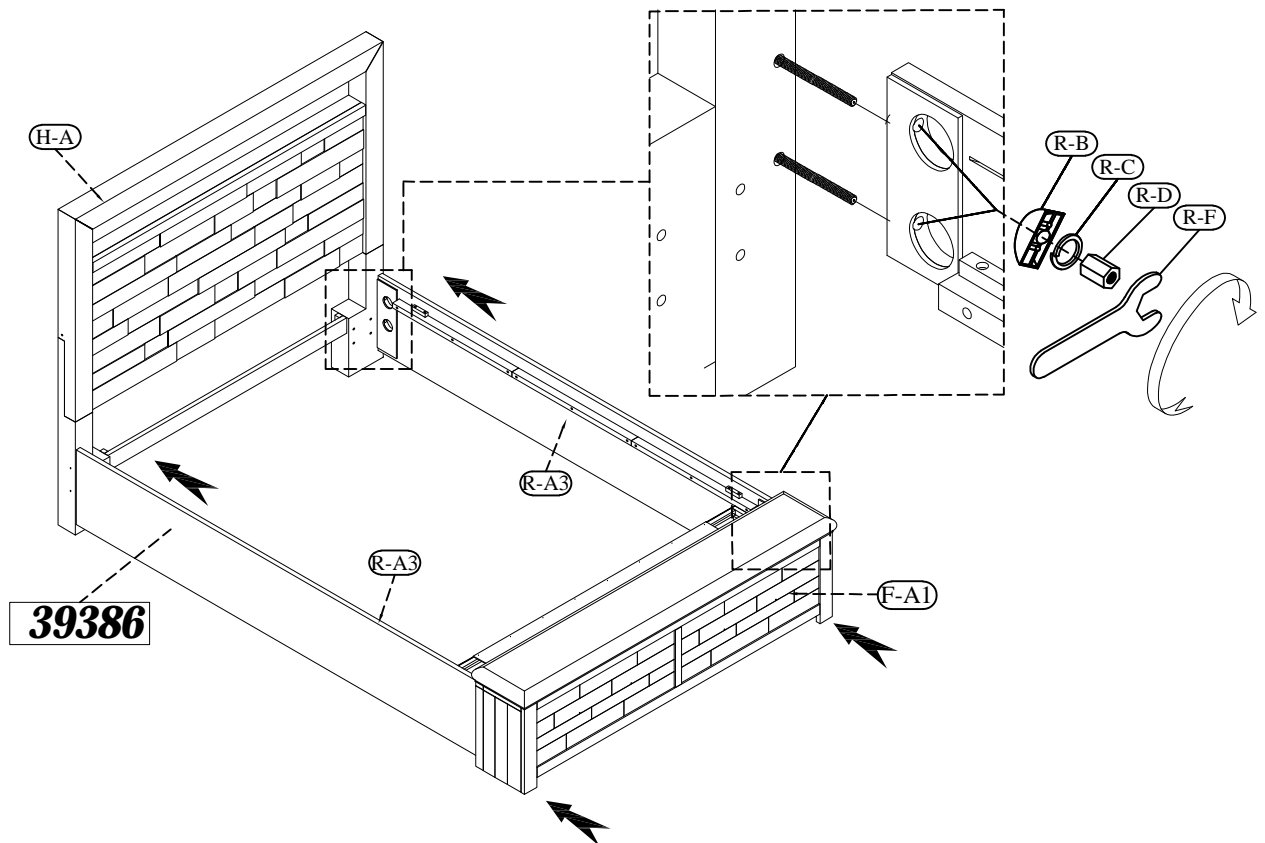
STEP 3



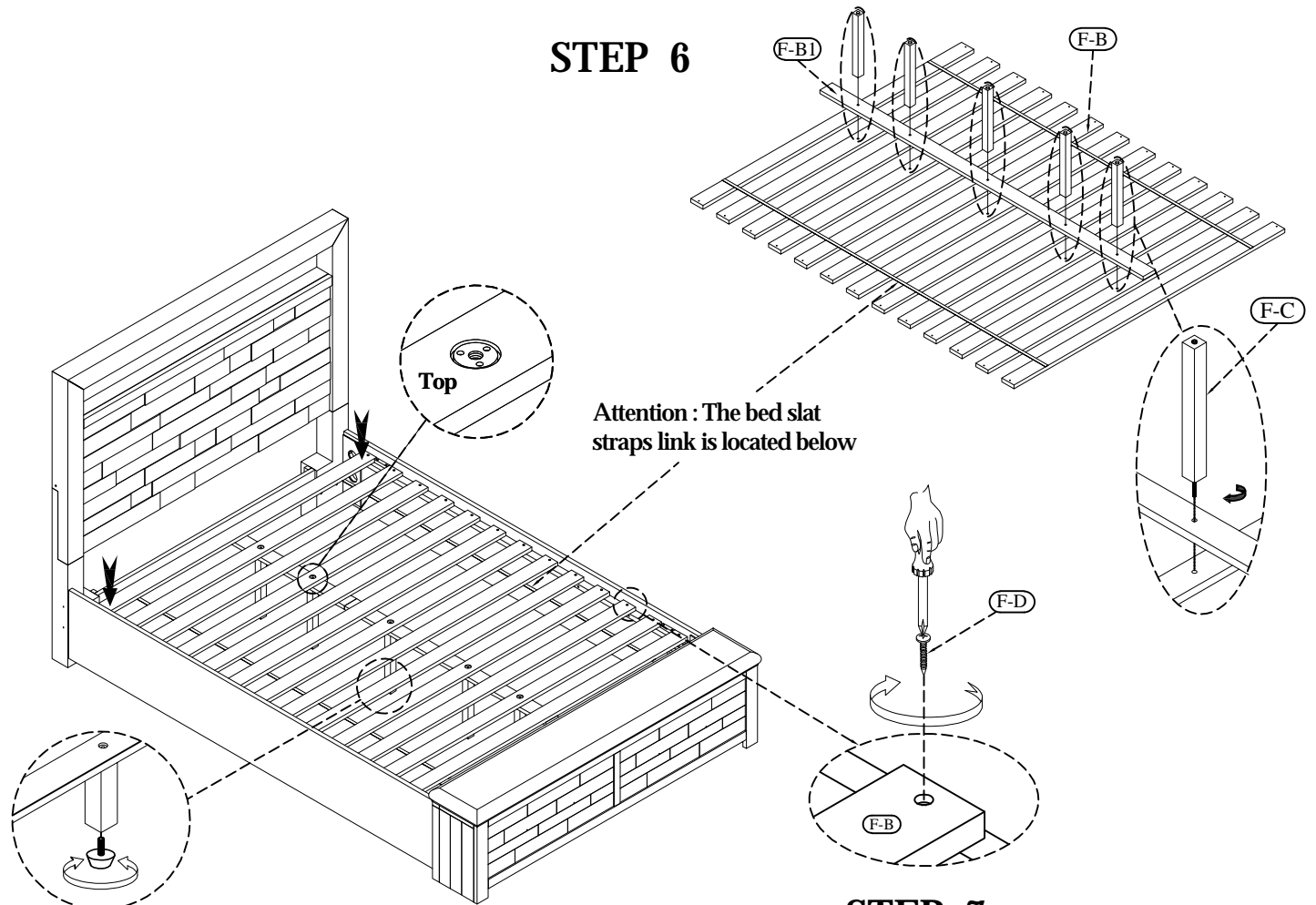
STEP 4



STEP 5

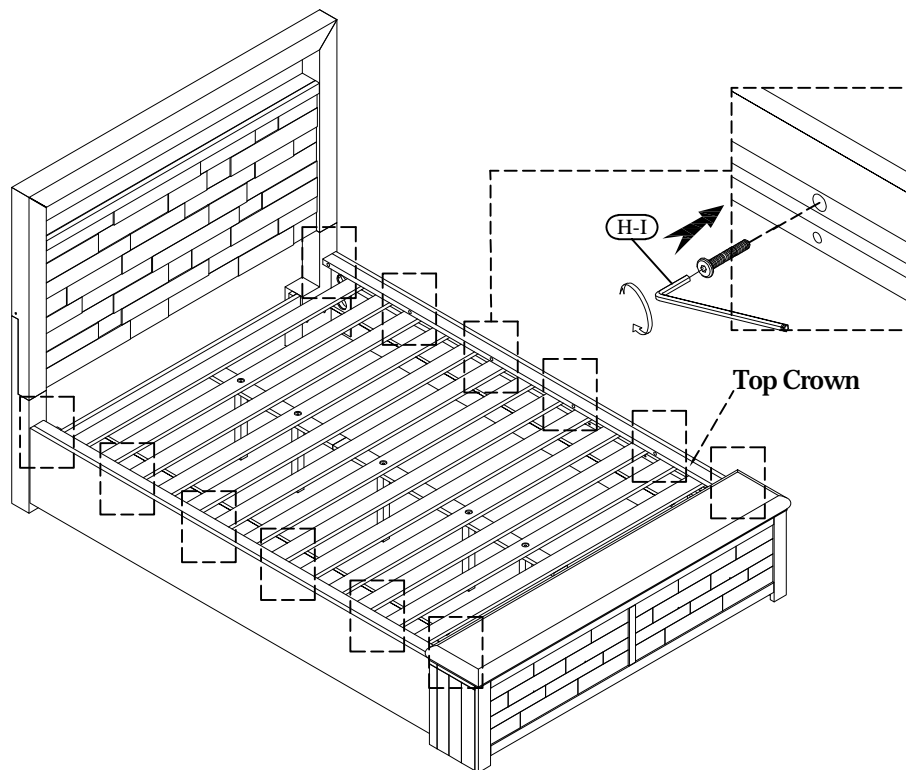


STEP 6



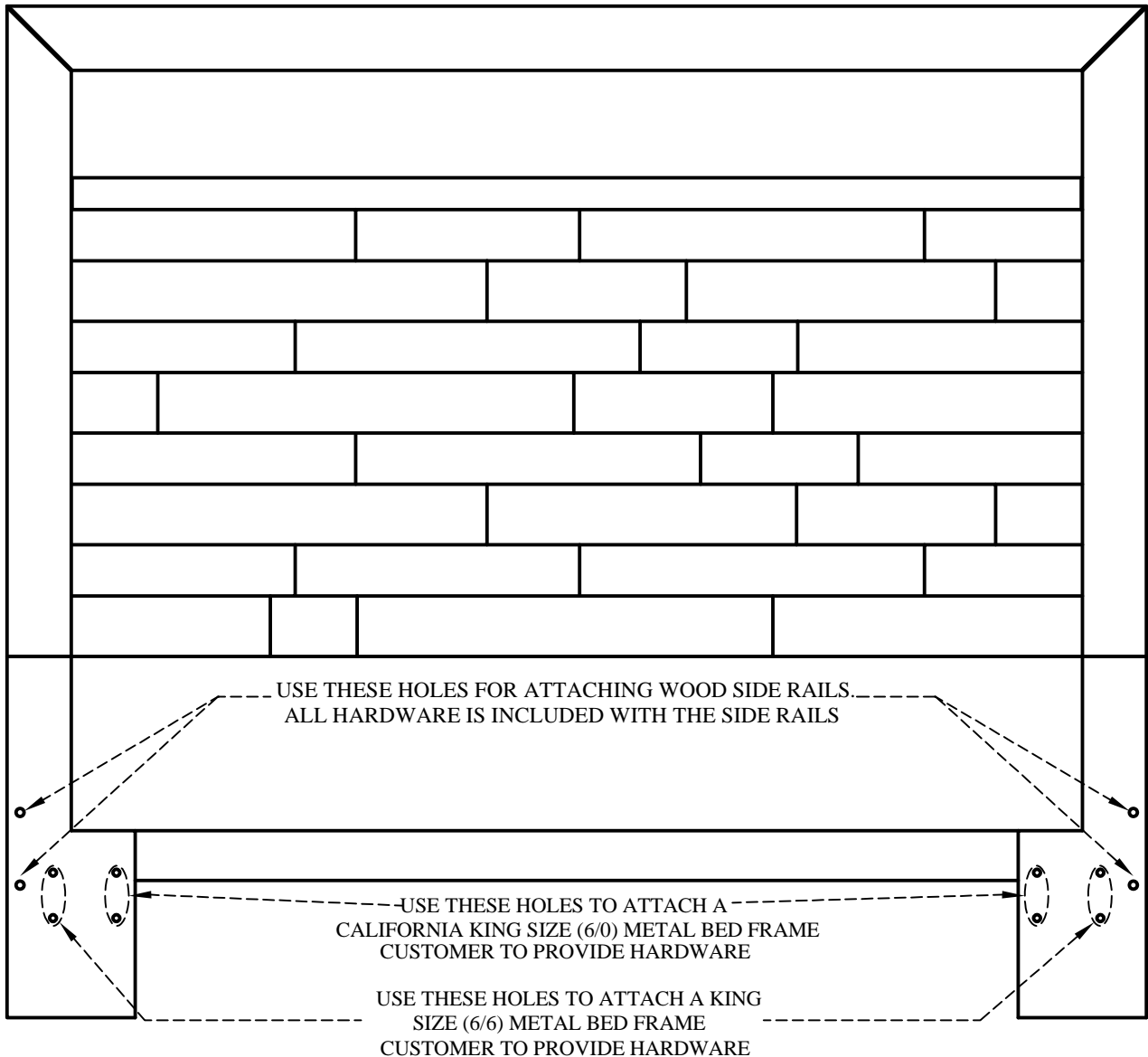
STEP 7

STEP 8



6/0 King Bed

39380 -- 6/0-6/6 Panel Headboard



USE THESE HOLES FOR ATTACHING WOOD SIDE RAILS.
ALL HARDWARE IS INCLUDED WITH THE SIDE RAILS

USE THESE HOLES TO ATTACH A
CALIFORNIA KING SIZE (6/0) METAL BED FRAME
CUSTOMER TO PROVIDE HARDWARE

USE THESE HOLES TO ATTACH A KING
SIZE (6/6) METAL BED FRAME
CUSTOMER TO PROVIDE HARDWARE

The headboard may be used alone with a Eastern King or California King size metal bed frame.