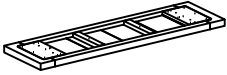
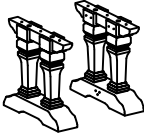


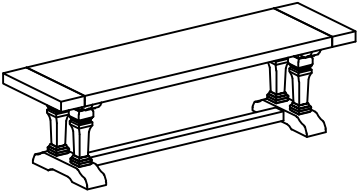






Components and Hardware List

<p>Bench Top</p>  <p>(H-A) 1 pc.</p>	<p>Table Column</p>  <p>(H-B) 2 pcs.</p>	<p>Top Stretcher</p>  <p>(H-C) 1 pc.</p>	<p>Bottom Stretcher</p>  <p>(H-D) 1 pc.</p>	 <p>Dining Bench 23653</p>
<p>Ø8 x 50mm Allen Head Bolt</p>  <p>(H1) 12 pcs.</p>	<p>Ø9 x Ø13mm Lock Washer</p>  <p>(H2) 12 pcs.</p>	<p>Ø8 x Ø16mm Flat Washer</p>  <p>(H3) 12 pcs.</p>	<p>4 x 110mm Allen Key</p>  <p>(H4) 1 pc.</p>	

Be sure to check all packing material carefully for small parts, which may have come loose inside the carton during shipment. Separate and check all parts against the Components and Hardware List above.

To prevent damage, assemble on a soft surface such as a blanket or carpet.

Please note:

Do not fully tighten the bolts until the complete bench has been assembled. Once the complete bench is assembled, use the provided Allen Key to fully tighten all the bolts.

