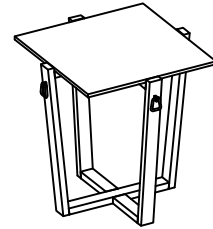
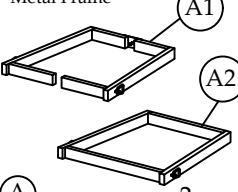




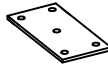


Components and Hardware List

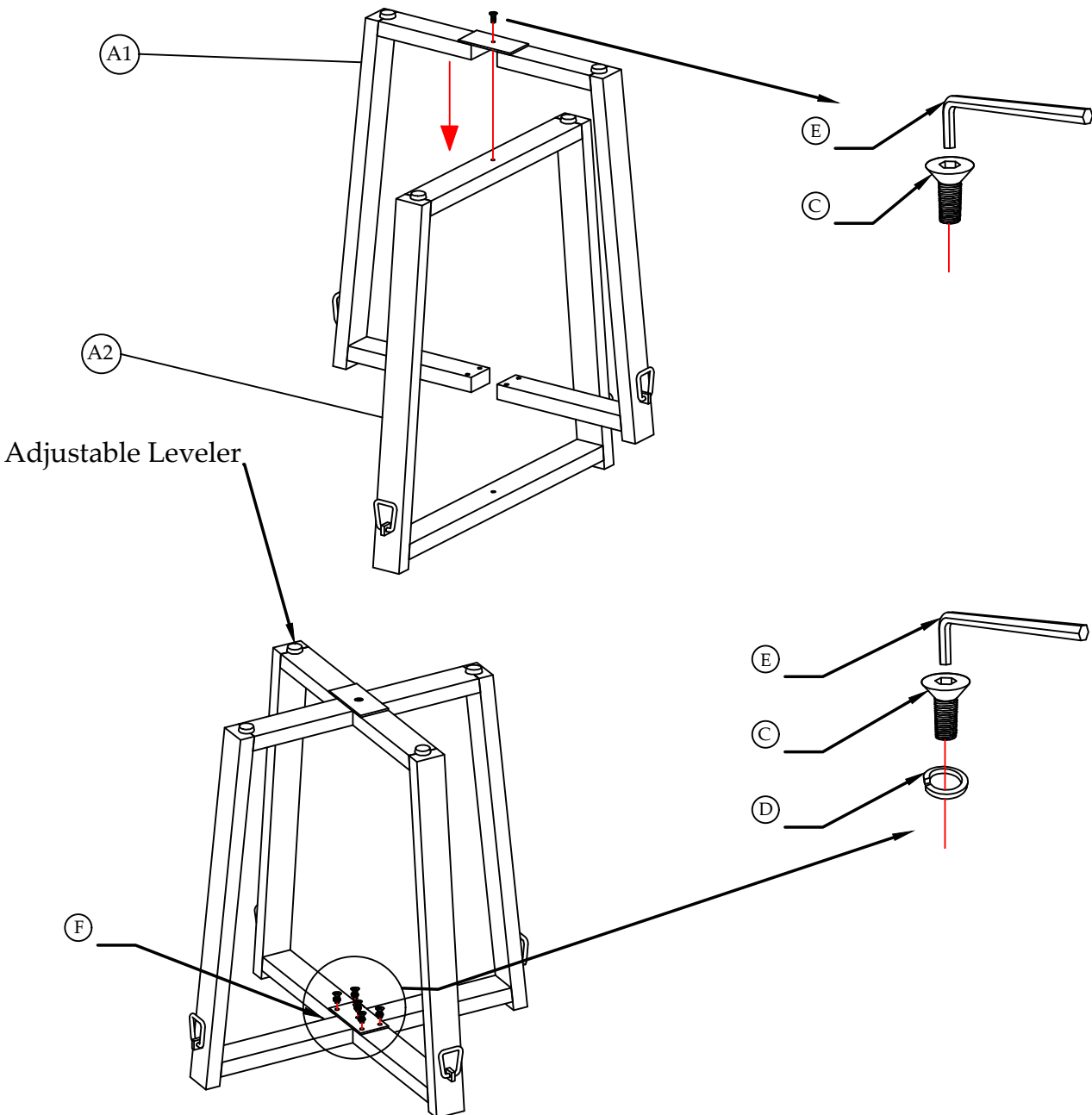


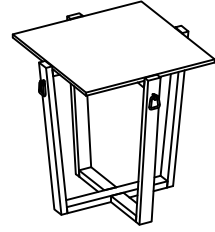
#10809
Mercedes
Square End Table

| | | | | | |
|---|---|--|--|--|--|
| <p>Metal Frame</p>  <p>(A) 2 pcs</p> | <p>Marble Top</p>  <p>(B) 1 pc</p> | <p>Ø 1/4" x 1/2" Allen Bolt</p>  <p>(C) 6 pcs</p> | <p>1/4" Spring Washer</p>  <p>(D) 4 pcs</p> | <p>No. 4 Allen Key</p>  <p>(E) 1 pc</p> | <p>Assembly Plate</p>  <p>(F) 1 pc</p> |
|---|---|--|--|--|--|

Be sure to check all packing material carefully for small parts, which may have come loose inside the carton during shipment.

To prevent possible scratches and damage, this furniture should be assembled on a soft surface such as a blanket or carpet.





#10809
Mercedes
Square End Table

